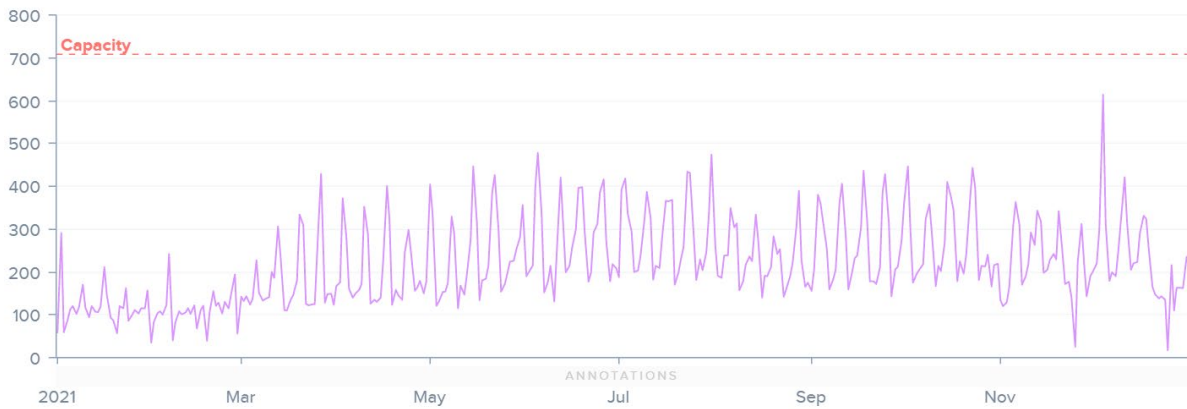


Attachment 5: Examples of Parking Occupancy and Revenue Data

Key Findings:

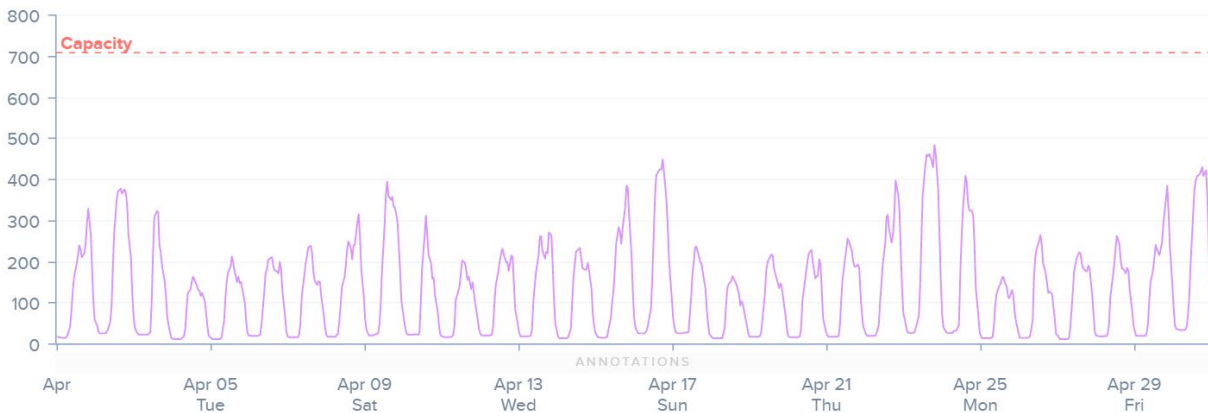
- Aside from very specific special events, there is capacity in our City garages.
 - N. Union Street and Market Square tend to get fuller in the afternoon and evening on Saturdays
 - There is a lot of capacity at the Courthouse Garages in the evening and on weekends
- Patrons tend to park between 2-4 hours in the garage
- Residential Pay by Phone blocks closest to the Waterfront have higher volumes

CY 2021 Garage Occupancy – All Garages



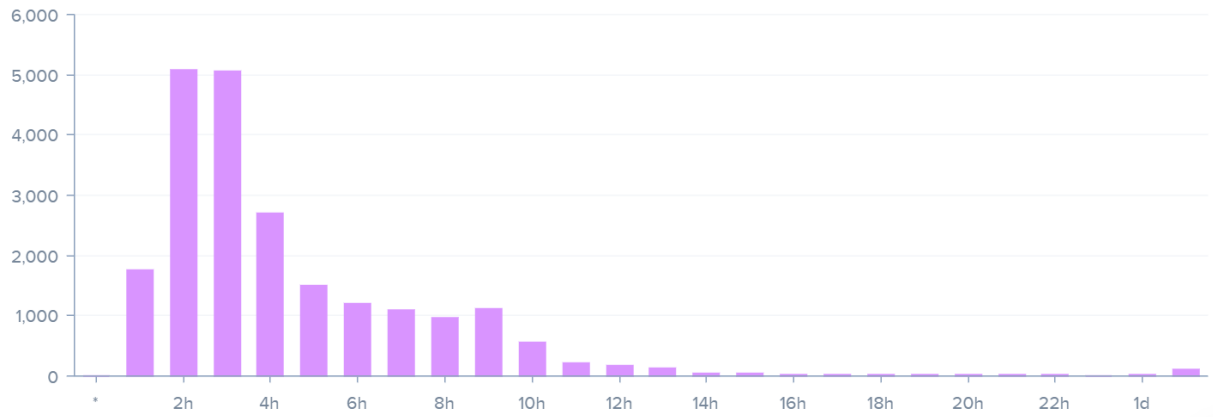
Note: Spike in December is Dec 4 – weekend of Scottish Walk and Boat Parade; Dips in November and December are Thanksgiving and Christmas

April 2022 Garage Occupancy – All Garages

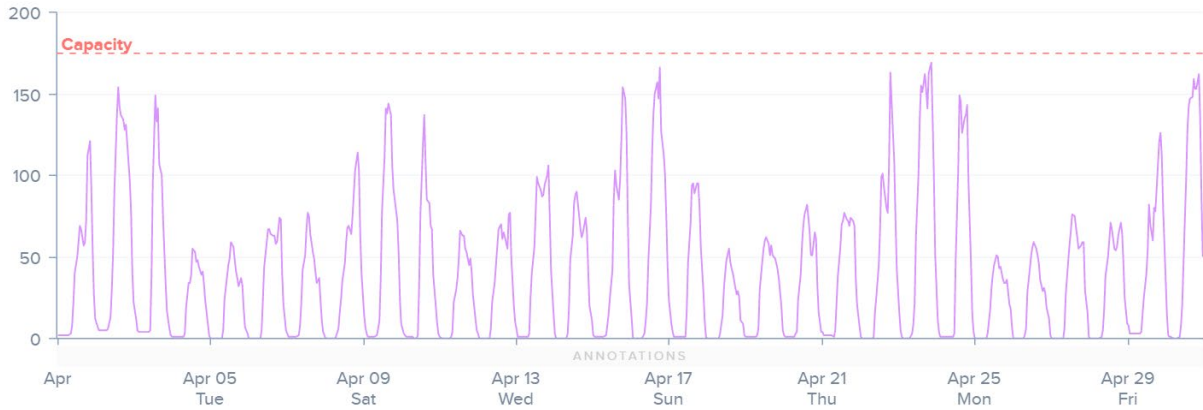


Note: typically, two peaks each date – first around 1-2 pm, second around 6 pm

April 2022 Transient Parking Duration – All Garages



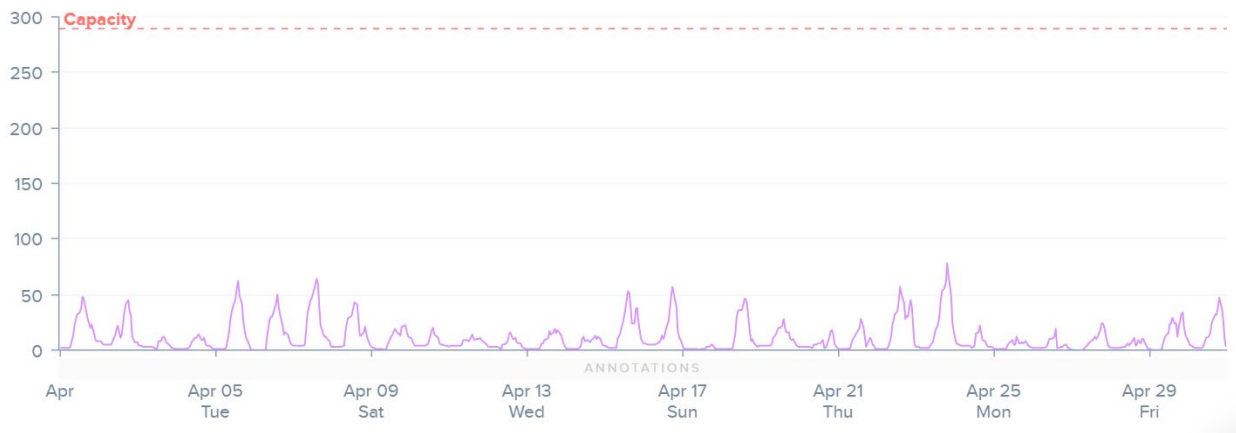
April 2022 Transient Garage Occupancy – Union Street Garage



April 2022 Transient Garage Occupancy – Market Square Garage



April 2022 Transient Garage Occupancy – Courthouse Garage



Residential Pay by Phone Blocks – Revenue and Transactions

Residential Pay Phone Block	April Revenue	Number of April Transactions	Average Transactions per Day
100 Cameron	\$ 4,004.64	1494	50
100 Prince	\$ 2,707.04	955	32
100 Duke	\$ 2,199.12	764	25
100 Wolfe	\$ 1,731.44	600	20
200 S. Royal	\$ 1,727.49	701	23
200 Prince	\$ 1,587.01	581	19
200 Duke	\$ 1,469.37	508	17
200 Cameron	\$ 1,440.57	551	18
100 S. Lee	\$ 1,311.71	511	17
300 Prince	\$ 1,235.13	502	17
400 Prince	\$ 1,073.13	429	14
500 Cameron	\$ 1,014.15	430	14
300 S. Lee	\$ 868.22	316	11
200 Wolfe	\$ 803.52	285	10
200 S. Lee	\$ 772.01	275	9
200 S. Pitt	\$ 762.32	307	10
500 Prince	\$ 723.52	307	10
400 Wolfe	\$ 637.14	226	8
300 S. Pitt (effective 3/31/22)	\$ 568.84	221	7
300 Wolfe	\$ 461.11	159	5
600 Wolfe	\$ 347.00	144	5
TOTAL	\$ 27,444.48	10,266	318